
The Literacy Solution

A System for Reading Comprehension

Action Learning Systems, Inc.

An Action Learning Systems Series on Using Scientifically-based Research to Close the Achievement Gap

A System for Reading Comprehension

A System for Process Writing

A System for English Language Learners

A System for Strategic Reading

A System for Building Small Learning Community Teams



Action Learning Systems, Inc.

Dr. Kit Marshall, President
Gary D. Soto, Executive Vice President
David Marshall, Chief Operating Officer

Action Learning Systems Writers:

Robert Crowe, Vice President
Cynthia Lenner, Vice President
Kelly Smith, Vice President

Action Learning Systems Contributors:

Kate Bean
Victoria Littlejohn
Amy McCammon
Isabel Perez
Kathy Peters
Steve Springer
Alisun Thompson

Action Learning Systems Graphic Design:

Anita Kocourek

Action Learning Systems, Inc.

174 W. Foothill Blvd. #306
Monrovia, CA 91016
Phone 626-357-8041
Fax 626-357-5031

1510 J Street, Suite 150
Sacramento, CA 95833
Phone 916-447-0762
Fax 916-447-0766
www.actionlearningsystems.com

Copyright ©2003 by Action Learning Systems, Inc. All Rights Reserved.

Permission is hereby granted to teachers to reprint or photocopy in classroom quantities the pages or sheets in this work that carry an Action Learning Systems, Inc. copyright notice. These pages are designed to be reproduced by teachers for use in their classes with accompanying Action Learning Systems, Inc. material, provided each copy made shows the copyright notice. Except as authorized above, prior written permission must be obtained from Action Learning System, Inc. to reproduce or transmit this work or portions thereof in any form or by any other electronic or mechanical means, including any information storage or retrieval system, unless expressly permitted by federal copyright law. Address inquiries to Action Learning Systems, Inc., 174 W. Foothill Blvd., #306, Monrovia, CA 91016

Printed in the U.S.A.

ISBN: 0-9728569-0-0



TABLE OF CONTENTS

Content	Page
Reading Comprehension Skills:	
<i>I. Question</i>	
Reading Tree _____	7
Question Tree _____	8
Visual Questioning _____	9
On/Under Question Log _____	10
Question Maker _____	11
Question Analyzer _____	12
Digging Under the Surface _____	13
Formulating Guide Questions _____	14
Making a Multiple-Choice Quiz _____	15
Question Spinner _____	16
Taking Center Stage _____	17
Character Dialogue Folder _____	18
<i>II. Clarify</i>	
Vocabulary Map _____	20
Word Study Map _____	21
Concept Map _____	22
Contrasting Vocabulary Log _____	23
Clarifying My Ideas _____	24
Enhanced Definition _____	25
Problem Solving Tree _____	26
Budget Vocabulary Matrix _____	27
Universal Symbol Log _____	28
Picture Dictionary _____	29



Content	Page
II. Clarify (cont.)	
Word Mapping _____	30
Clarifying the Author's Intent _____	31
Title Search _____	32
Word Ladder _____	33
Match-Up _____	34
Think About _____	35
III. Summarize	
Note-taking Tree _____	37
Leave In/Leave Out _____	38
Quick Draw for Points _____	39
Key Word Summary _____	40
Summarizing Pyramid _____	41
Sensory Summary _____	42
Storyboard _____	43
Sequence Chain _____	44
Cycle Map _____	45
Condensed Edition _____	46
Story Grammar Map _____	47
Event Map _____	48
Record/Reduce/Reflect _____	49
Leaf Notes _____	50
Semantic Features Map _____	51
Snapshot _____	52
Comparing Concepts _____	53



Content	Page
<i>IV Predict</i>	
Predicting with Evidence _____	55
Anticipation Guide _____	56
Sentence Strip Prediction _____	57
Sum-O-Words _____	58
Scavenger Hunt _____	59
Unit Introduction _____	60
Word Splash _____	61
Graphic Prediction Log _____	62
Prediction Cycle Map _____	63
Fact Finding Mission _____	64
Alphabetical Index _____	65



QUESTIONING


INSTRUCTIONAL STRATEGIES

	Page
Reading Tree _____	1
Question Tree _____	2
Visual Questioning _____	3
On/Under Question Log _____	4
Question Maker _____	5
Question Analyzer _____	6
Digging Under the Surface _____	7
Formulating Guide Questions _____	8
Making a Multiple-Choice Quiz _____	9
Question Spinner _____	10
Taking Center Stage _____	11
Character Dialogue Folder _____	12



Reading Tree

On-the-Surface Reading -



Under-the-Surface Reading -

Question Tree

text: _____

On-the-Surface Information:

Who

What

When

Where

On-the-Surface Question:

Under-the-Surface Question:

How

Why

Would

Could

Should

Visual Questioning

text: _____

On-the-Surface Description

On-the-Surface Questions

Under-the-Surface Questions

On/Under Question Log

text: _____

- Student reads a section aloud and asks an ON-THE-SURFACE Question. Partner clarifies question and each records question.
- Partner asks an UNDER-THE-SURFACE question. Reader clarifies and each records question.
- Roles switch and process continues. NO ANSWERS NECESSARY!

On-the-Surface Question

--

Under-the-Surface Question

--

On-the-Surface Question

--

Under-the-Surface Question

--

On-the-Surface Question

--

Under-the-Surface Question

--

Question Maker

text: _____

Question	Evidence Use text to justify your classification
On-the-Surface Question	
On-the-Surface Question	
Under-the-Surface Question	
Under-the-Surface Question	

Question Analyzer

text: _____

Question	OTS/ UTS	Evidence Use text to justify your classification

Digging Under the Surface

text: _____

Type	Question	How to find the Answer
Implicit		List the clues from the text.
Inferential		List the clues, prior knowledge, or other resources you could use.
Speculative		List the evidence to support your opinion.

Formulating Guide Questions

text: _____

Topic Sentence	
On-the-Surface question	
Under-the-Surface question	

Topic Sentence	
On-the-Surface question	
Under-the-Surface question	

Topic Sentence	
On-the-Surface question	
Under-the-Surface question	

Topic Sentence	
On-the-Surface question	
Under-the-Surface question	

Making a Multiple-Choice Quiz

text: _____

Question:

Multiple-Choice Answers:

a.

b.

c.

d.

Question:

Multiple-Choice Answers:

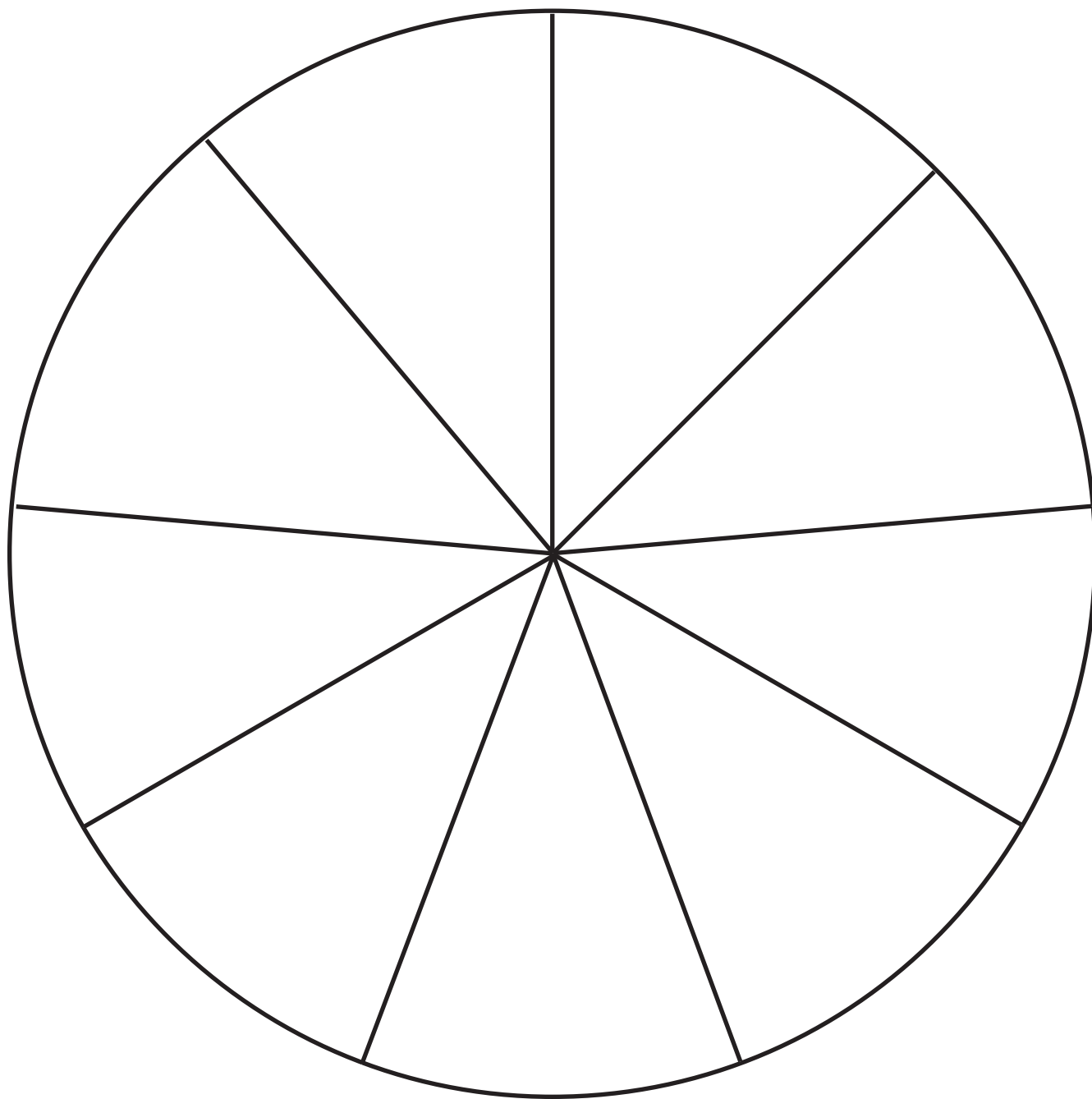
a.

b.

c.

d.

Question Spinner



Taking Center Stage

text: _____

Your character:

Other characters in the group:

On-the-Surface description of your character

Questions to ask characters on the "Center Stage"

	On-the-Surface questions	Under-the-Surface questions
Character:		
Character:		
Character:		

Character Dialogue Folder

text: _____

Character 1

Fold

Fold

Character 2

**OTS
Summary**

**Conversation Between
Character 1
and Character 2**

**OTS
Summary**

Fold

Fold

Outside flap OTS and UTS visuals for Character 1 and Character 2

CLARIFYING

INSTRUCTIONAL STRATEGIES

Page

Vocabulary Map	20
Word Study Map	21
Concept Map	22
Contrasting Vocabulary Log	23
Clarifying My Ideas	24
Enhanced Definition	25
Problem Solving Tree	26
Budget Vocabulary Matrix	27
Universal Symbol Log	28
Picture Dictionary	29
Word Mapping	30
Clarifying the Author's Intent	31
Title Search	32
Word Ladder	33
Match-Up	34
Think About	35



Vocabulary Map

text: _____

Word: _____

Part of Speech: _____

Common Definition:

On-or Under-the-Surface Visual

Explanation of Visual

Related Words:

Content Words:

Synonyms:

Antonyms:

Examples:

Word Study Map

text: _____

word: _____

Definition:

In My Own Words:

Synonyms:

Antonyms:

Related Words:

Text Sentence:

Visual:

Part of Speech:

Prefix:

Base/Root:

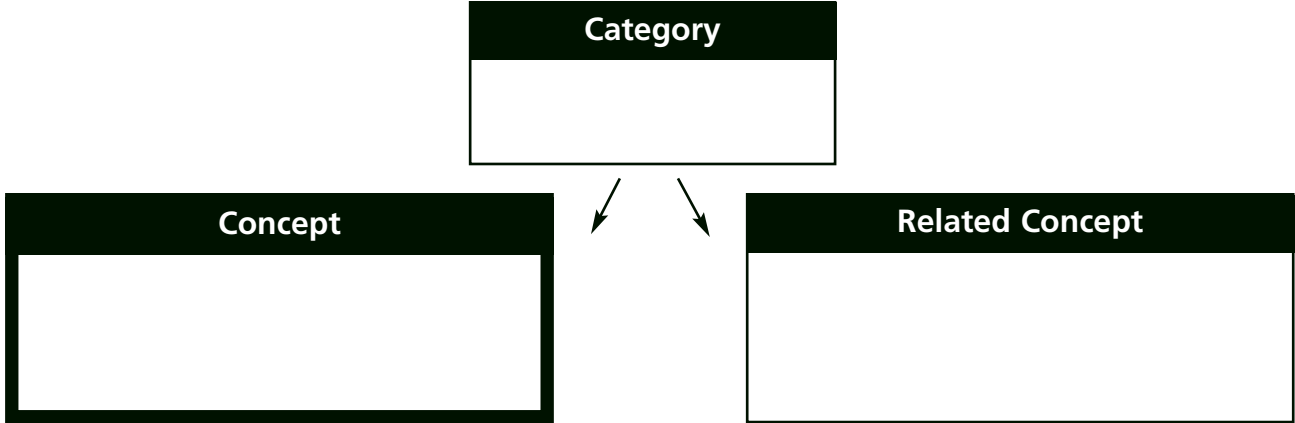
Suffix:

Etymology – Origin of Word:

My Sentence:

Concept Map

text: _____



Properties or Characteristics		

Illustrations

Examples

Summary

Contrasting Vocabulary Log

text: _____

Word: _____

Word: _____

Definition:

Definition:

Properties or Characteristics:

Properties or Characteristics:

On or Under-the-Surface Visual

Related Words:

Examples:

Related Words:

Examples:

Clarifying My Ideas

text: _____

What is your first response to the text? Take a few minutes to write down any thoughts, evaluations, ideas, reactions, connections, or opinions you may have after finishing the selection.

This image shows a single sheet of white paper with horizontal ruling lines. The lines are evenly spaced and run across the width of the page. There are no margins, text, or other markings on the paper.

Enhanced Definition

text: _____

Key word or theme:

Define each of the following related words and find examples from text:


Word	Definition	Examples
1.		
2.		
3.		
4.		
5.		
6.		
7.		
8.		
9.		
10.		

Define the key word or theme:

Under-the-Surface Question:

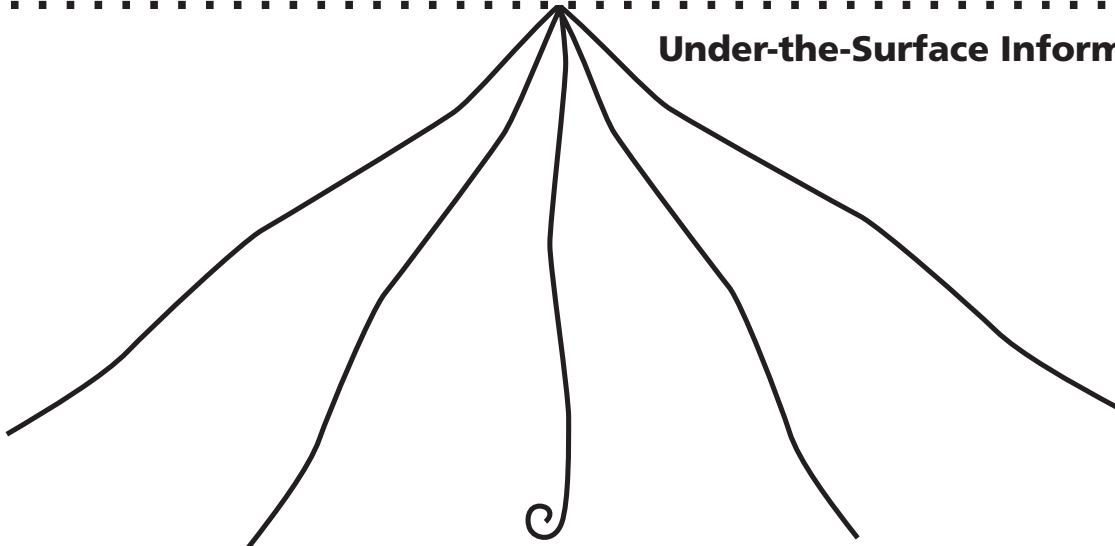
Problem-Solving Tree

On-the-Surface Information



Question to be solved:

Under-the-Surface Information



My solution:

Answer in a complete sentence:

Budget Vocabulary Matrix


text: _____

Word	Definition	Related Words	Sentence	Visual

Universal Symbol Log

text: _____

The Symbol:



Textual Evidence:

Textual Evidence:

Represents:

Textual Evidence:

Textual Evidence:

Picture Dictionary

text: _____

Word: _____

Part of Speech: _____

Definition: _____

Related Words: _____

Examples: _____


Word: _____

Part of Speech: _____

Definition: _____

Related Words: _____

Examples: _____



Word Mapping

text: _____

Definition

Category

Sentence

WORD

Examples

Non-Examples

Characteristics

Clarifying the Author's Intent

text: _____

On-the-Surface Reading:

What did the author say?

Who is the author?

--

What is the author telling us here?

--

Under-the-Surface Reading:

What does the author mean?

What does the author mean here?

--

Did the author explain this clearly?

--

Does this make sense with what the author told us before?

--

Does the author tell us why?

--

Why do you think the author is telling us this now?

--

What words does the author use to explain the main idea to us?

--

Why do you think the author chose these words?

--

Title Search

text: _____

Chapter: _____

Page: _____

Title:

This title is:

☐ OTS ☐ UTS

Evidence for you choice:

If UTS, what do you think the title means?

Subtitle:

This title is:

☐ OTS ☐ UTS

Evidence for you choice:

If UTS, what do you think the subtitle means?

Subtitle:

This title is:

☐ OTS ☐ UTS

Evidence for you choice:

If UTS, what do you think the subtitle means?

Word Ladder

text: _____

	6
	5
	4
	3
	2
	1

Evidence or Reasons: Why did you place the words in this order?

--

Match-Up

text: _____

Rule or Term	Example
cut on dotted line	

Rule or Term	Example
cut on dotted line	

Think About

text: _____

Write the sentence with the vocabulary word. Underline the word.

What is the part of speech?

Sound out the word. Pronounce the word out loud. Does it sound like any word you know the meaning of?

Can you divide the word into a root or base and prefix or suffix?

root or base:

prefix:

suffix:

Are there any signal words? What do the signal words tell you about the unknown word?

Are there any punctuation clues? What do the punctuation clues tell you about the unknown word?

Are there any visual clues? What do the visual clues tell you?

Are there any clues from surrounding sentences that tell you about the unknown word?

Prediction of meaning:

Actual meaning:

SUMMARIZING

INSTRUCTIONAL STRATEGIES

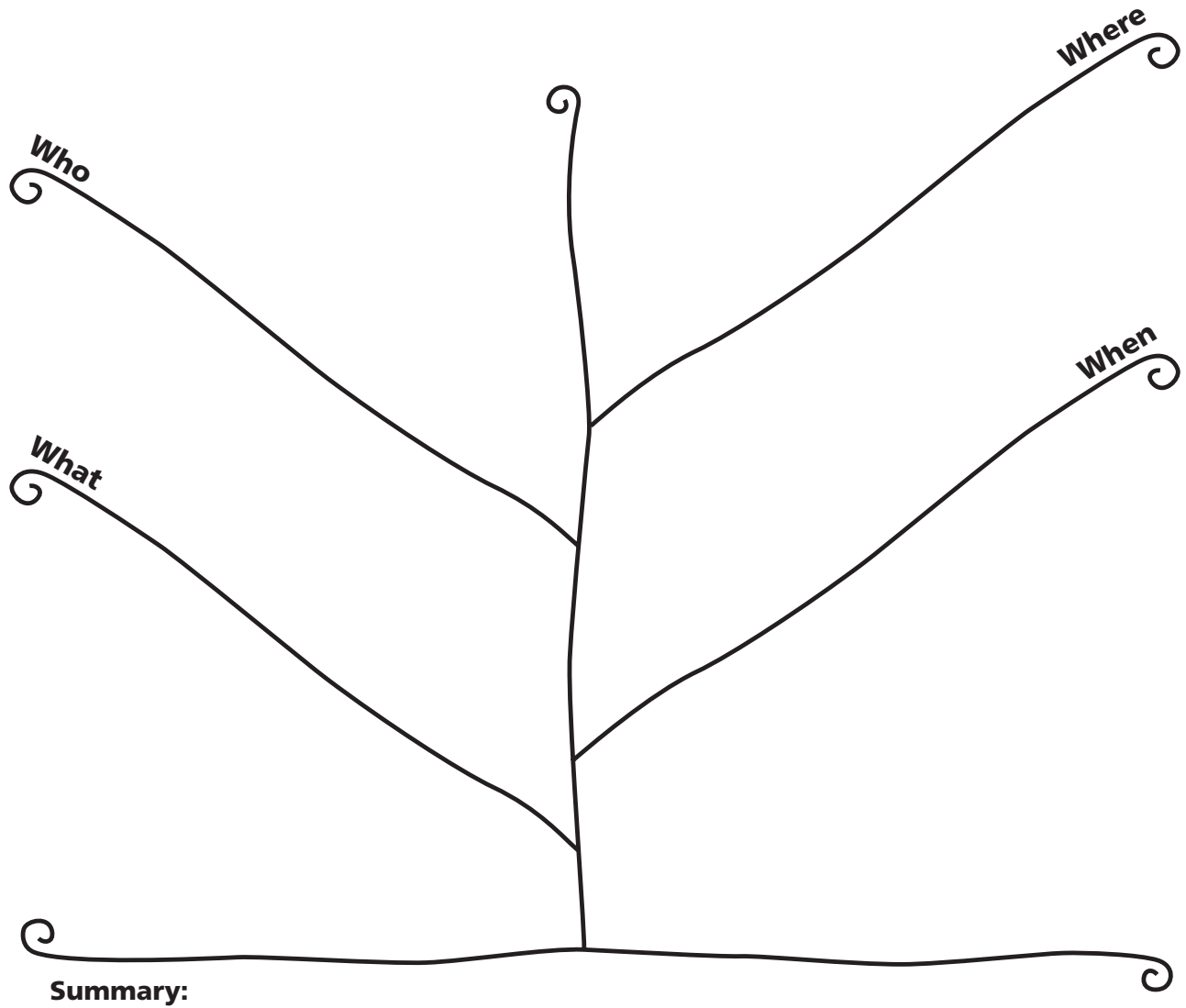
Page

Note-taking Tree _____	37
Leave In/Leave Out _____	38
Quick Draw for Points _____	39
Key Word Summary _____	40
Summarizing Pyramid _____	41
Sensory Summary _____	42
Storyboard _____	43
Sequence Chain _____	44
Cycle Map _____	45
Condensed Edition _____	46
Story Grammar Map _____	47
Event Map _____	48
Record/Reduce/Reflect _____	49
Leaf Notes _____	50
Semantic Features Map _____	51
Snapshot _____	52
Comparing Concepts _____	53



Note-taking Tree

text: _____



Leave In/Leave Out

text: _____

Ideas to Leave In your summary

Ideas to Leave Out of your summary

Leave In Criteria:

Leave Out Criteria:

Summary:

One Sentence Summary:

Quick Draw for Points

text: _____

1

Points Earned:

2

Points Earned:

3

Points Earned:

4

Points Earned:

Key Word Summary

text: _____

Key Words	Reasons for Selection	Class Selection
1		
2		
3		
4		

Summary using the key words selected:

Summarizing Pyramid

text: _____

1. _____

2. _____

3. _____

4. _____






5. _____

6. _____

7. _____

8. _____

text: _____

See	Hear	Touch	Smell	Taste
				

Storyboard

text: _____

Picture	Summary

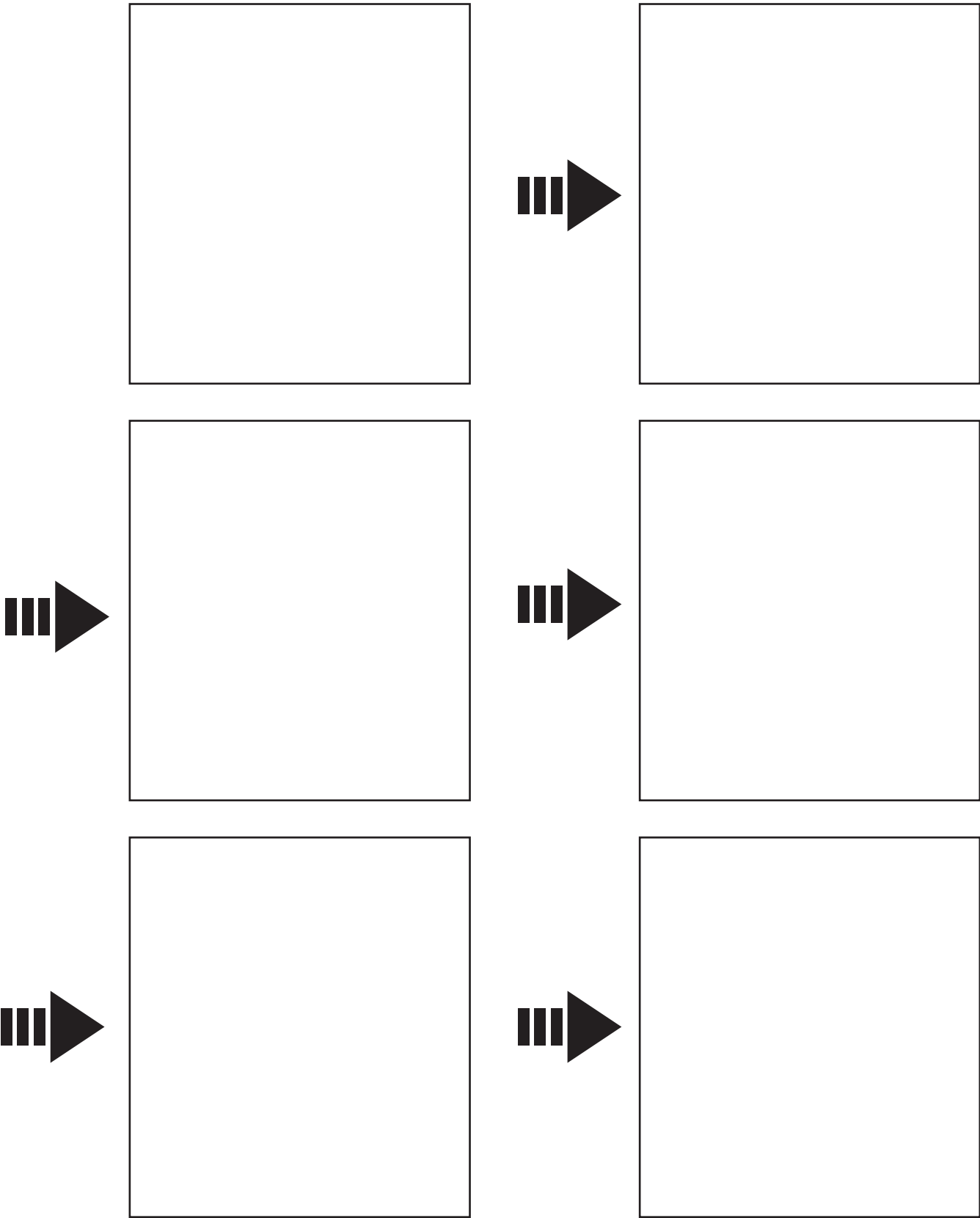
Picture	Summary

Picture	Summary

Picture	Summary

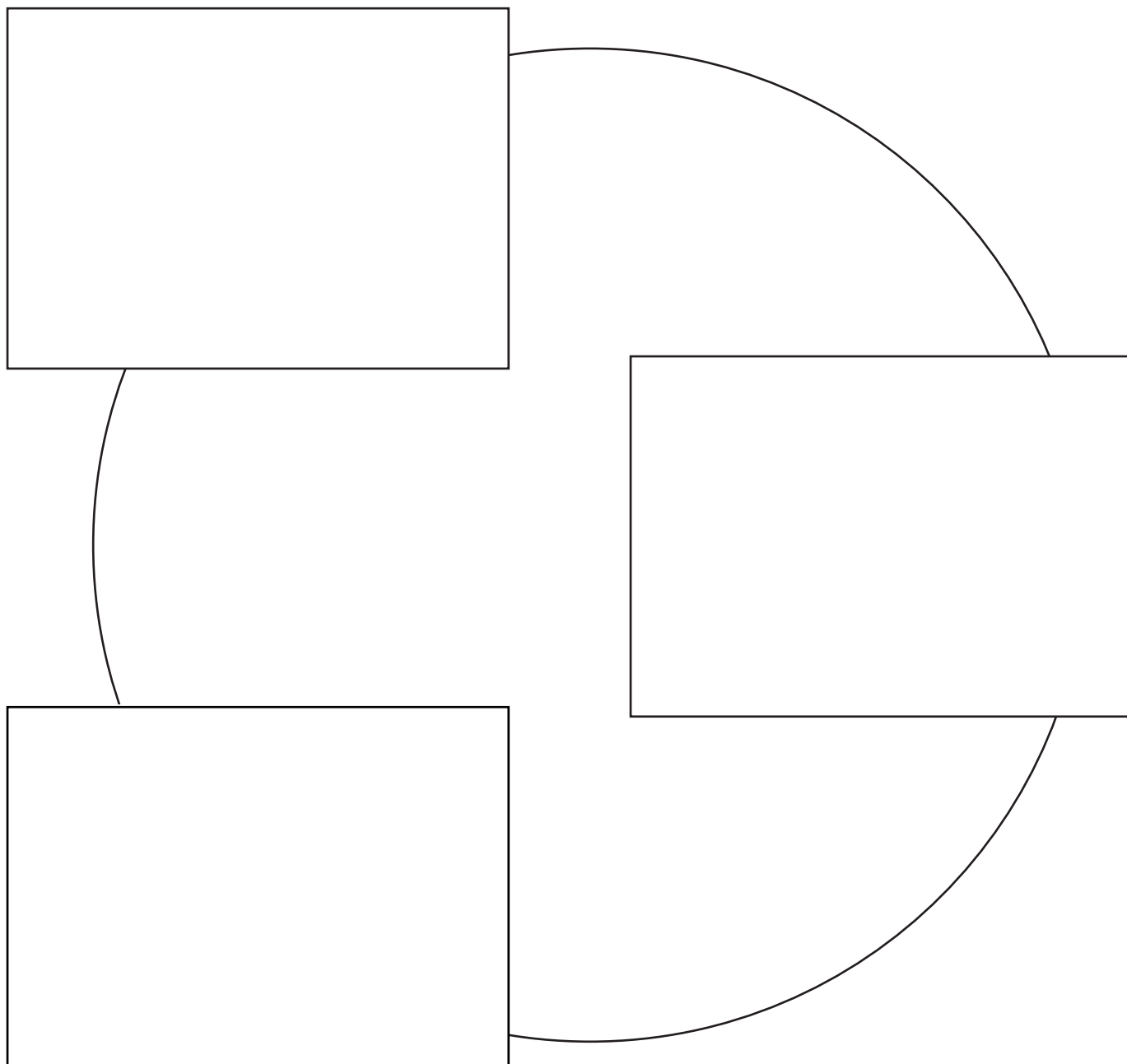
Sequence Chain

text: _____



Cycle Map

text: _____



Condensed Edition

text: _____

Text Title:	My Title:
<p data-bbox="163 394 714 435">Key Line (the most important statement):</p> <p data-bbox="163 609 808 649">Why I Chose It (evidence to support my choice):</p> <p data-bbox="163 820 336 860">Summary:</p>	<p data-bbox="1102 394 1549 435">Visual (On- or Under-the-Surface):</p> <div data-bbox="1108 483 1948 1482" style="border: 1px solid black; height: 615px; margin-top: 10px;"></div>

Story Grammar Map

text: _____

Elements

WHO

Main Characters

--

Other Characters

--

WHERE

Setting

--

WHEN

Problem

Resolution

--

--

WHAT

HOW

Beginning

Middle

End

--

--

--

Theme – Under-the-Surface

--

Event Map

text: _____

Event:

Characters:

Time:

Duration:

Place:

Sequence of Events

Causes (short term):

Causes (long term):

Effects (short term):

Effects (long term):

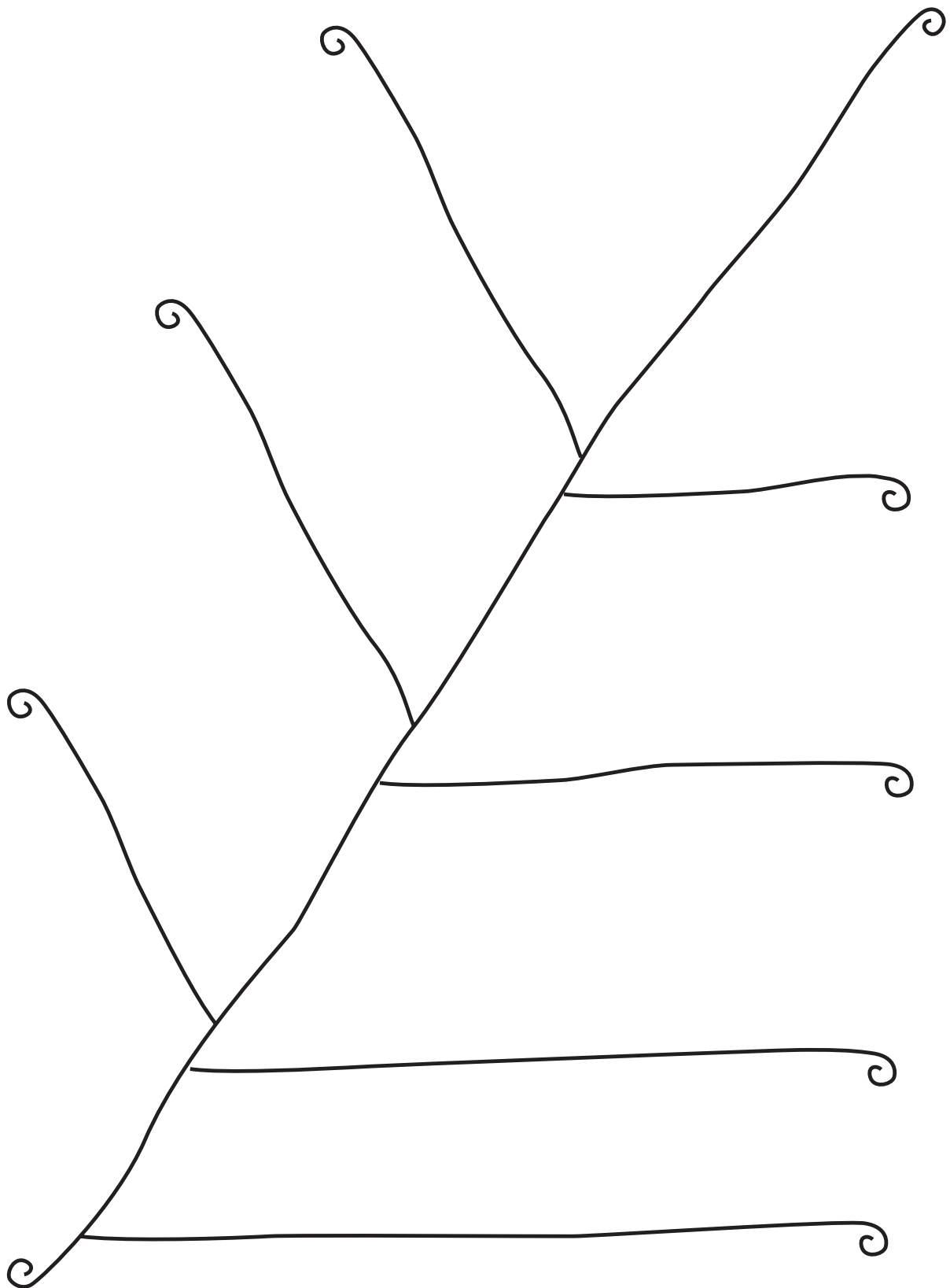
Record/Reduce/Reflect

text: _____

Reduce (Index)	Record (Notes)
Reflection: Under-the-Surface Connections	

Leaf Notes

text: _____



Semantic Features Map

text: _____

Feature			

Snapshot

text: _____

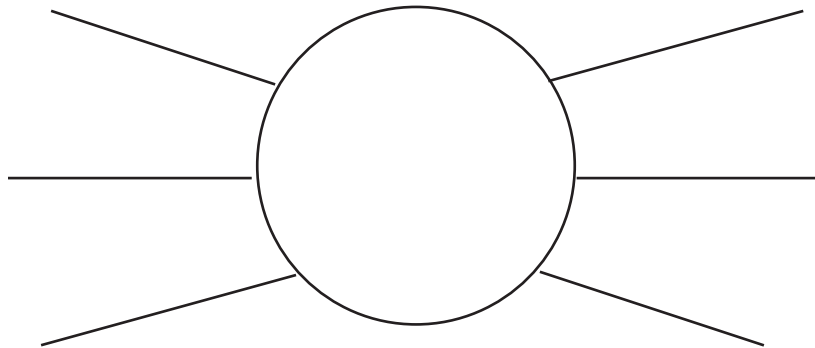
on-the-surface visual

under-the-surface visual

explanation:

explanation:

descriptors:



textual evidence:

Comparing Concepts

text: _____

Concept 1:

Concept 2:

Similarities Between Concepts:

Differences Between Concepts

With Regards To:

PREDICTING

INSTRUCTIONAL STRATEGIES

Page

Predicting with Evidence _____	55
Anticipation Guide _____	56
Sentence Strip Prediction _____	57
Sum-O-Words _____	58
Scavenger Hunt _____	59
Unit Introduction _____	60
Word Splash _____	61
Graphic Prediction Log _____	62
Prediction Cycle Map _____	63
Fact Finding Mission _____	64



Predicting with Evidence

text: _____

Prediction	Evidence

Anticipation Guide

text: _____

Before reading the upcoming assignment, mark T for those statements below that you think are likely to be true and F for those statements you think are false. After reading the assignment, consider the statements again and mark them with T or F using the information you learned as you read. Then write the correct information in your own words.

Before	Statement	After	In Your Own Words

Sentence Strip Prediction

text: _____

Statement	Evidence for Order

Summary

--

Sum-O-Words Log

text: _____

Use vocabulary to make predictions about...

Before you read:		After you read:	
CATEGORY	PREDICTION	CATEGORY	SUMMARY
setting	What will the setting be like?	setting	What was the setting?
characters	What are the characters like?	characters	Describe the characters.
problem or goal	What will the problem or goal be?	problem or goal	What was the problem or goal?
plot	What will happen?	plot	What happened in the story?
resolution	How will it end?	resolution	How did the story end?
question(s)		What are the answers to your question(s)?	

Mystery Words:

Scavenger Hunt

text: _____

Text Feature	Example:
Titles, Subtitles	
Focus Question	
Boldface , <i>Italics</i>	
Visual Aids (charts, graphs, maps, pictures)	

Prediction:

Unit Introduction

text: _____

Topic: _____

Related Words:

1.

2.

3.

4.

5.

6.

7.

8.

9.

10.

The topic I know most about is:

What I know:

Word Splash

text: _____

Key Words

Topic

Summary Prediction:

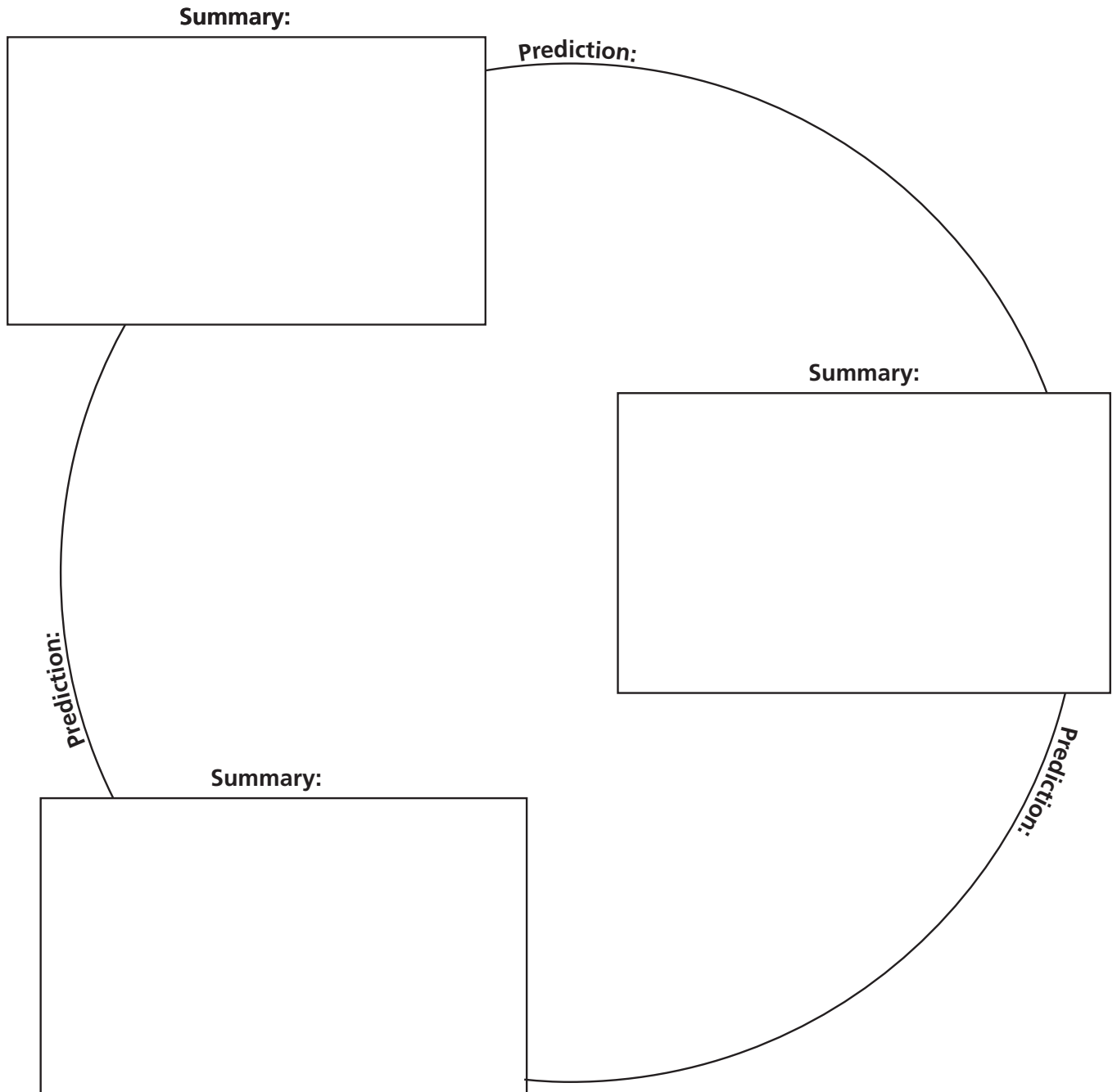
Graphic Prediction Log

text: _____

Prediction: WHAT WILL HAPPEN NEXT?	Textual Evidence: WHAT'S YOUR PROOF?	Summary: WHAT DID HAPPEN?	OTS Graphic:

Prediction Cycle Map

text: _____



Fact Finding Mission

text: _____

	Words	Prediction	Summary
Who		Who will this be about?	Who was this about?
What?		What will happen?	What happened?
When		When will this take place?	When did it take place?
Where		Where will it take place?	Where did it take place?
Why?		Why will it happen?	Why did it happen?
How?		How will it happen?	How did it happen?

Index	Page
Anticipation Guide _____	56
Budget Vocabulary Matrix _____	27
Character Dialogue Folder _____	18
Clarifying My Ideas _____	24
Clarifying the Author's Intent _____	31
Comparing Concepts _____	53
Concept Map _____	22
Condensed Edition _____	46
Contrasting Vocabulary Log _____	23
Cycle Map _____	45
Digging Under the Surface _____	13
Enhanced Definition _____	25
Event Map _____	48
Fact Finding Mission _____	64
Formulating Guide Questions _____	14
Graphic Prediction Log _____	62
Key Word Summary _____	40
Leaf Notes _____	50
Leave In/Leave Out _____	38
Making a Multiple-Choice Quiz _____	15
Match-Up _____	34
Note-taking Tree _____	37
On/Under Question Log _____	10
Picture Dictionary _____	29
Predicting with Evidence _____	55
Prediction Cycle Map _____	63
Problem Solving Tree _____	26



Index	Page
Question Analyzer _____	12
Question Maker _____	11
_____	16
Question Tree _____	8
Quick Draw for Points _____	39
Reading Tree _____	7
Record/Reduce/Reflect _____	49
Scavenger Hunt _____	59
Semantic Features Map _____	51
Sensory Summary _____	42
Sentence Strip Prediction _____	57
Sequence Chain _____	44
Snapshot _____	52
Storyboard _____	43
Story Grammar Map _____	47
Sum-O-Words _____	58
Summarizing Pyramid _____	41
Taking Center Stage _____	17
Think About _____	35
Title Search _____	32
Unit Introduction _____	60
Universal Symbol Log _____	28
Visual Questioning _____	9
Vocabulary Map _____	20
Word Ladder _____	33
Word Mapping _____	30
Word Splash _____	61
Word Study Map _____	21

